

# soluflex™ Irrigation Bags

## Instructions for Use

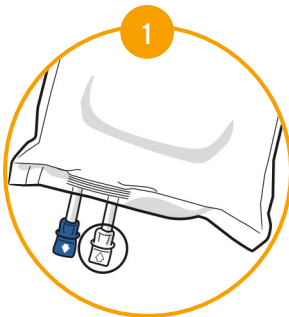


### Prior to Use:

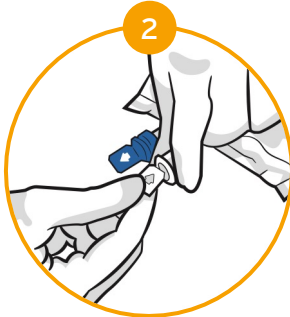
- Check solution container composition, lot number, and expiry date.
- Irrigation solutions should be inspected visually for particulate matter and discoloration prior to administration, whenever solution and container permit.
- Do not use if the solution is cloudy or precipitate is present.
- Check the solution container for leaks by squeezing firmly. If leaks are found, discard.
- The intact port cap provides visual tamper evidence. Do not use if port cap is prematurely removed. Maintain strict aseptic technique during handling.

**Store at 20 to 25°C (68 to 77°F)** [see USP Controlled Room Temperature]; however, brief exposure up to 40°C (104°F) does not adversely affect the product. Avoid excessive heat. Protect from freezing.

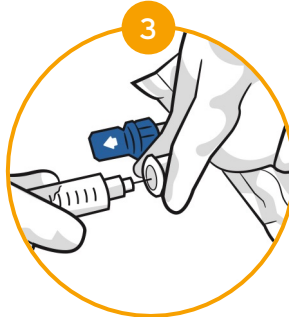
### To Add Medication



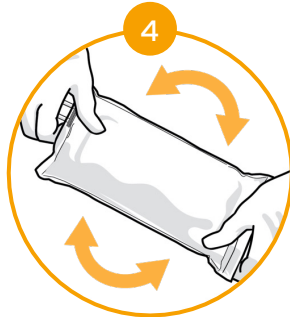
Identify **WHITE** Additive Port with arrow pointing toward solution container.



Immediately before injecting additives, break off **WHITE** Additive Port Cap with the arrow pointing toward solution container.



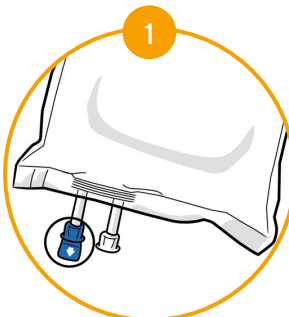
Hold base of **WHITE** Additive Port; Insert needle (18 - 23 gauge) through the center of the **WHITE** Additive Port's resealable septum and inject additives.



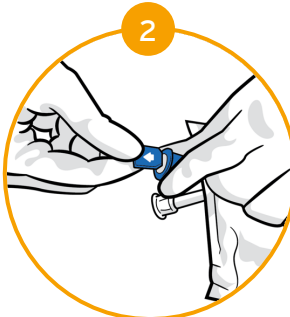
Mix solution container contents thoroughly.

- **WHITE** Additive port must be swabbed with disinfection agent before re-puncturing.
- Check admixture visually for particulate matter.

### Preparation for Administration



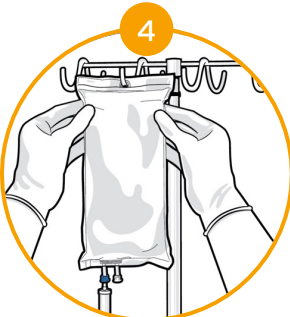
Identify **BLUE** Administration Port with arrow pointing away from the solution container.



Immediately before inserting the irrigation set, break off **BLUE** Administration Port Cap with the arrow pointing away from the solution container.



- Hold the base of the **BLUE** Administration Port, twist and push spike until fully inserted.
- Use non-vented irrigation set or close the air-inlet on a vented set. Refer to directions for use accompanying the irrigation set.
  - The **BLUE** Administration Port contains a self-sealing septum that helps prevent leakage after removing the spike.
  - The Administration Port is not intended to be spiked more than once.



Suspend solution container from hanger hole.

**For Single Use Only. Discard unused portion.**



FreseniusKabiIrrigation.com

**Not for injection. Not for use with pressurized irrigation systems.**



Fresenius Kabi USA, LLC  
Three Corporate Drive  
Lake Zurich, IL 60047  
Phone: 1.888.386.1300  
[www.fresenius-kabi.com/us](http://www.fresenius-kabi.com/us)

©2025 Fresenius Kabi USA, LLC. All Rights Reserved.  
5756-SOLF-09-02/25 v1.0